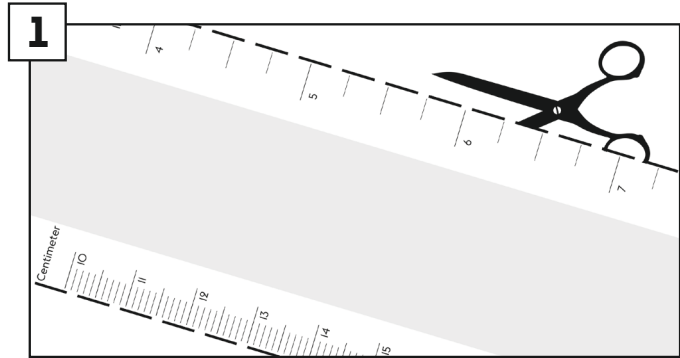

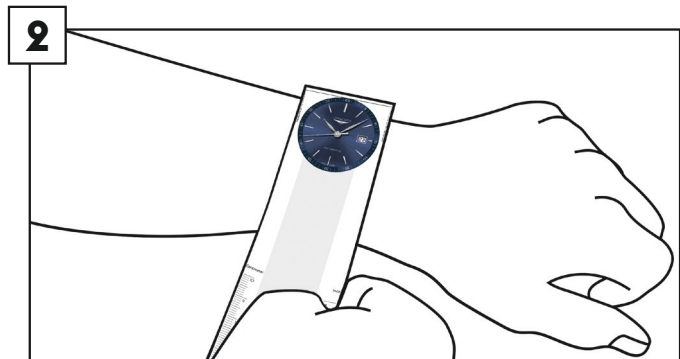




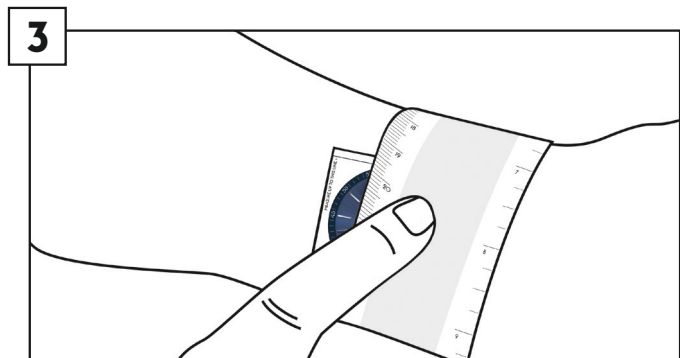
WRIST-SIZING INSTRUCTIONS



Print this file ensuring the “Page Scaling” is set to “None” and cut out the ruler on the left following the dotted line.



Place the watch dial on top of your wrist and fully wrap the ruler around your wrist. Ensure that you allow enough space for an index finger to fit through.



To accurately record the measurement, locate the black line above the watch dial and read the value aligned with this line. Please write down the measurement and choose the closest option from the “Bracelet size” drop down menu.