



INSTRUCTION MANUAL

LONGINES is delighted you have chosen a time-piece from its collection, which lives up to the brand's long-established know-how, based on research combined with technical excellence and timeless elegance.

**La Compagnie des Montres Longines, Francillon S.A. grants you, with effect from the purchase date, a twenty-four (24) month warranty on all LONGINES® watch models and a five (5) year warranty on mechanical watches purchased from January 1, 2021, under the terms set out in this warranty. All watch straps and bracelets are covered by a 24-month international warranty for any material or manufacturing defects.** The LONGINES international warranty covers material and manufacturing defects that exist at the time of delivery of the LONGINES watch purchased ("defects"). The warranty takes effect only if the warranty certificate has been dated and fully completed by an official LONGINES dealer ("valid warranty certificate"). During the term of the warranty and on presenting the valid warranty certificate, you are entitled to have any defect repaired free of charge. In the event that repairs cannot restore your LONGINES watch to normal working order, La Compagnie des Montres Longines, Francillon S.A. undertakes to replace it with an identical LONGINES watch or another LONGINES watch with similar characteristics. The warranty for the replacement watch expires on the same date as the warranty for the replaced watch.

#### The warranty does not cover:

- battery life;
- normal wear and tear (such as scratches on the case and/or crystal; colour and/or material alteration of cases, straps and chains made of leather, fabric, rubber or any other non-metallic material; the PVD coating; the colour of bronze);
- damage to any part of the watch resulting from unsuitable/improper use, neglect, carelessness, accidents (impacts, dents, crushing, scratches when changing the strap/bracelet, etc.), incorrect use of

- the watch, or failure to follow the instruction manual;
- any kinds of indirect or consequential damage or losses resulting from using the LONGINES watch or from any operational failure, defect or lack of precision in the watch;
- a LONGINES watch handled by non-approved person (for example, for the purposes of replacing the battery or carrying out servicing or repairs), or having been altered from its original state other than under the supervision of La Compagnie des Montres Longines, Francillon S.A.

Any other claims against La Compagnie des Montres Longines, Francillon S.A., for example for any kinds of damage or losses other than those set out in this warranty, are expressly excluded, excepting statutory rights that the purchaser can assert against the manufacturer.

#### This manufacturer's warranty:

- is independent of any warranty that may be provided by the vendor and for which the vendor accepts sole responsibility;
- in no way affects the purchaser's rights against the vendor nor any other statutory right the purchaser may have against the vendor.

The Customer Service department of La Compagnie des Montres Longines, Francillon S.A. ensures your LONGINES watch is perfectly maintained. If your watch needs servicing, entrust it to an official LONGINES dealer or an approved LONGINES Service Centre as listed on our website at [www.longines.com](http://www.longines.com): their servicing is guaranteed to comply with the standards of La Compagnie des Montres Longines, Francillon S.A.

\*Compagnie des Montres Longines, Francillon S.A., CH-2610 Saint-Imier, Switzerland.  
LONGINES® is a registered trademark.

We are delighted you have become the owner of a LONGINES watch. We recommend you read this instruction manual carefully before using your LONGINES watch for the first time in order to ensure its correct operation and long life. If you would like to find out more about your watch or if it is fitted with a complication, you can find detailed information and tutorials by going to our website at [www.longines.com/instruction-manual](http://www.longines.com/instruction-manual) or by scanning the QR code.







## Precautions concerning water-resistance

A watch's water-resistance can be affected by changes caused by the gaskets drying out, or an accidental impact on the crown. To help maintain your watch's water-resistance, we recommend rinsing it in fresh water after any contact with sea water and having its water-resistance checked once a year by an approved LONGINES Service Centre. In no circumstances should you open your watch yourself.

**IMPORTANT!** Never activate the time-setting crown and/or push-pieces when the watch is underwater, and ensure that the crown and push-pieces are pushed in or screwed down before any immersion in water.

International warranty	2
Water-resistance	3
Setting the time	4
Longines warranty card	5

Marking on the case-back	Meaning*
None	Not water-resistant
3 bar 	Water-resistant up to an overpressure of 3 bar (30 m)*
5 bar 	Water-resistant up to an overpressure of 5 bar (50 m)*
10 bar 	Water-resistant up to an overpressure of 10 bar (100 m)*
30 bar 	Water-resistant up to an overpressure of 30 bar (300 m)*

\*The water-resistance values indicated in metres are equivalent to the overpressure applied under standard ISO 22810.

A Crown

B Hour hand

C Minute hand

D Date window

E Outer disc

F Central disc

Displays the hour, minute, seconds, date and power reserve (in hours).

#### Power reserve indicator

When the watch is wound manually or automatically, the outer disc **E** turns clockwise until the reserve has been fully restored.

If the watch is wound beyond the reserve, discs **E** and **F** turn simultaneously clockwise by the same value.

When the reserve is running low, the central disc **F** turns clockwise and indicates the number of hours remaining on disc **E**.

### Time-setting and stop seconds

Pull the crown out to position **3** when the seconds hand is at 60. Turn the crown either way to the desired time display. Once the time is synchronised, push the crown back into position **1**.

If you have not been wearing your mechanical watch, it needs to be wound manually through thirty revolutions or so.

Avoid any quick date correction between 20:00 and 03:00.

### Quick date correction

Pull the crown out to position **2**, and turn it backwards to the desired date display. During this operation, your watch will continue to run; no time adjustment will be required. The date needs to be corrected after every month shorter than 31 days. Push the crown back into position **1**. The date changes when the hour hand passes midnight.

Scanning the QR code on your watch's warranty card with your smartphone's camera gives you access to the LONGINES website. There you will find the specific instruction manual for your watch, available in 33 languages, together with advice for maintaining your watch and the warranty terms.



You can also access this information via the QR code within this instruction manual, or by going to: **www.longines.com/instruction-manual**



[www.longines.com/instruction-manual](http://www.longines.com/instruction-manual)